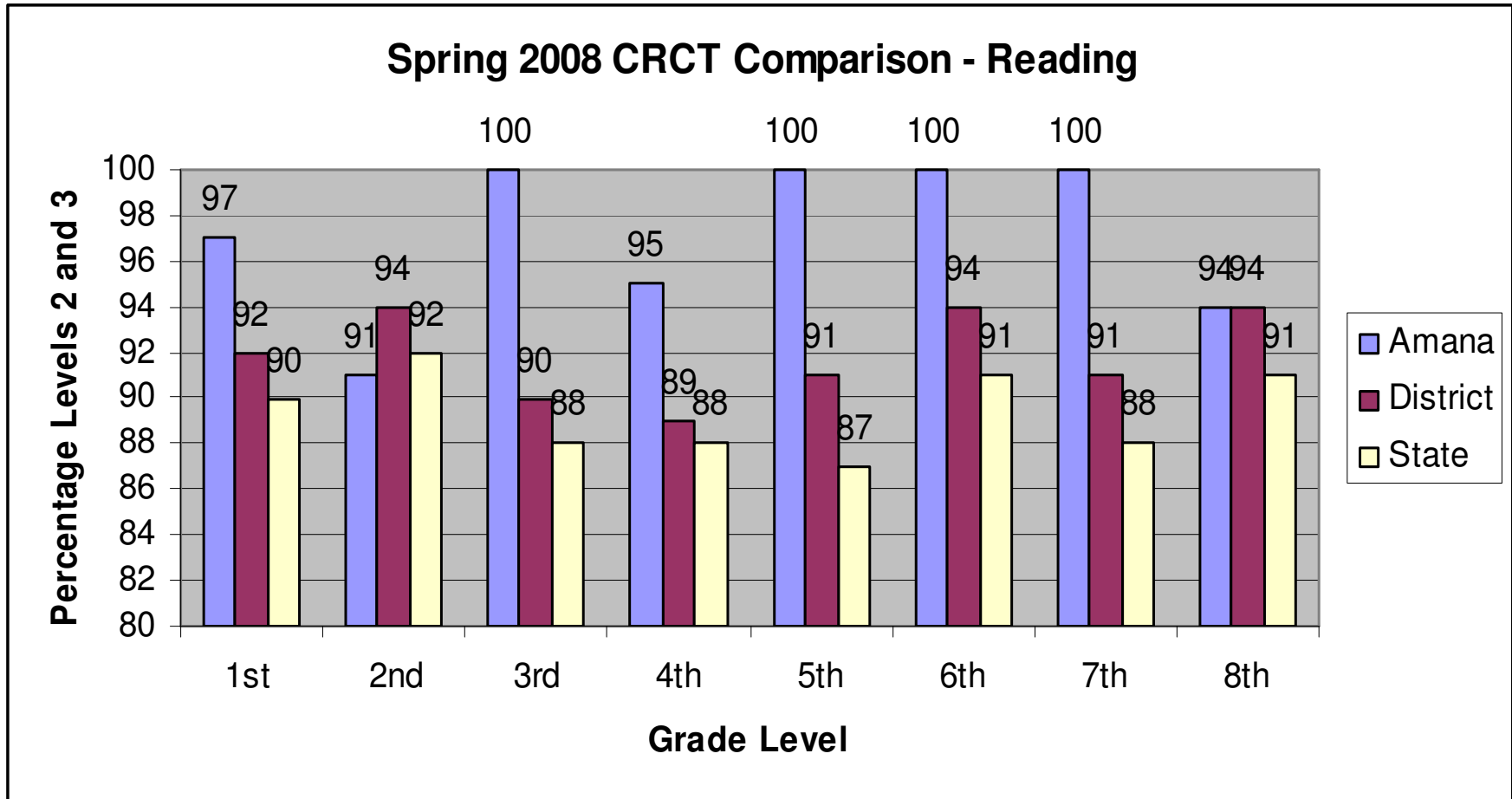





# Amana Academy 2008 Data Analysis

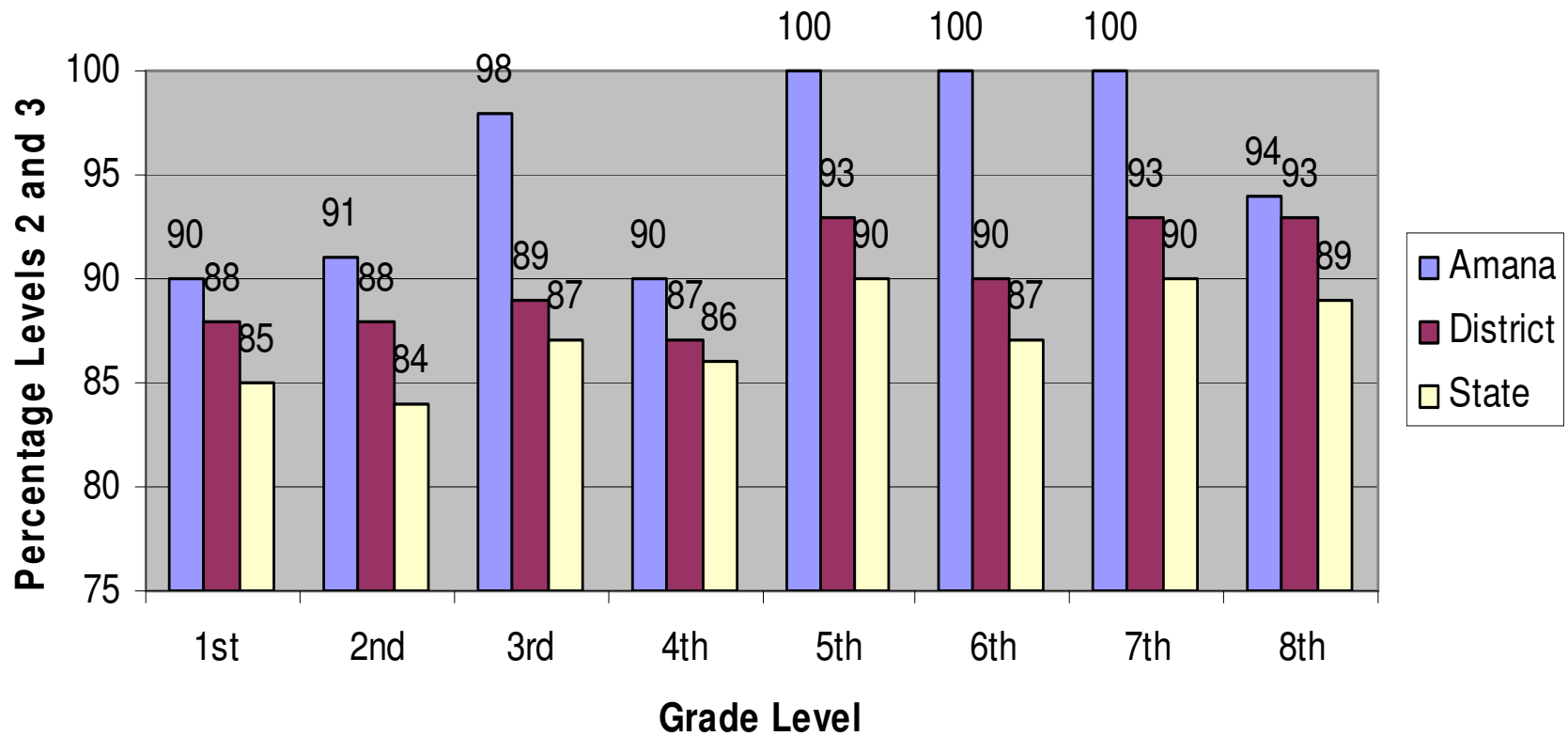
CRCT and MAPS




- At or above District and State averages except in 2<sup>nd</sup> grade



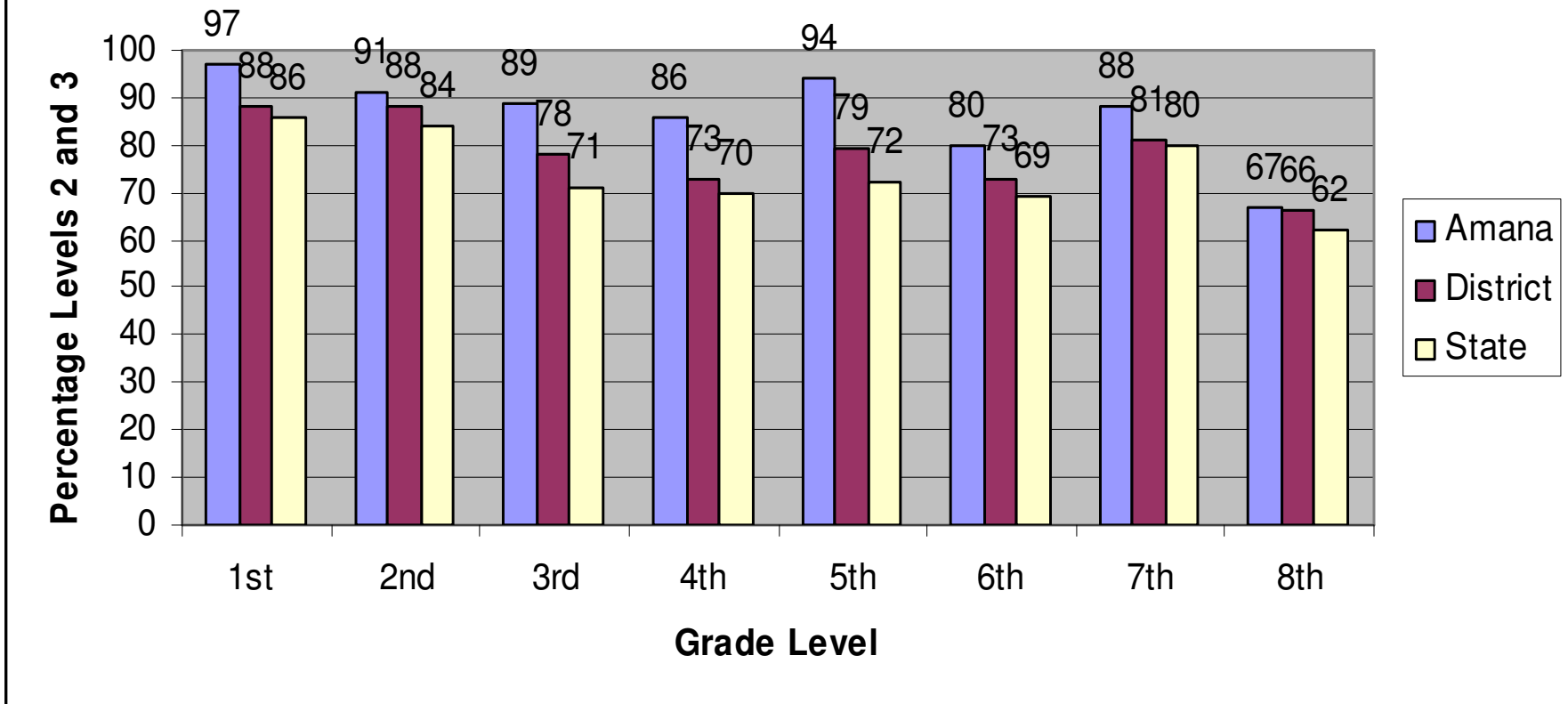
## Spring 2008 CRCT Comparison - Language Arts



- At or above District and State averages at all grade levels



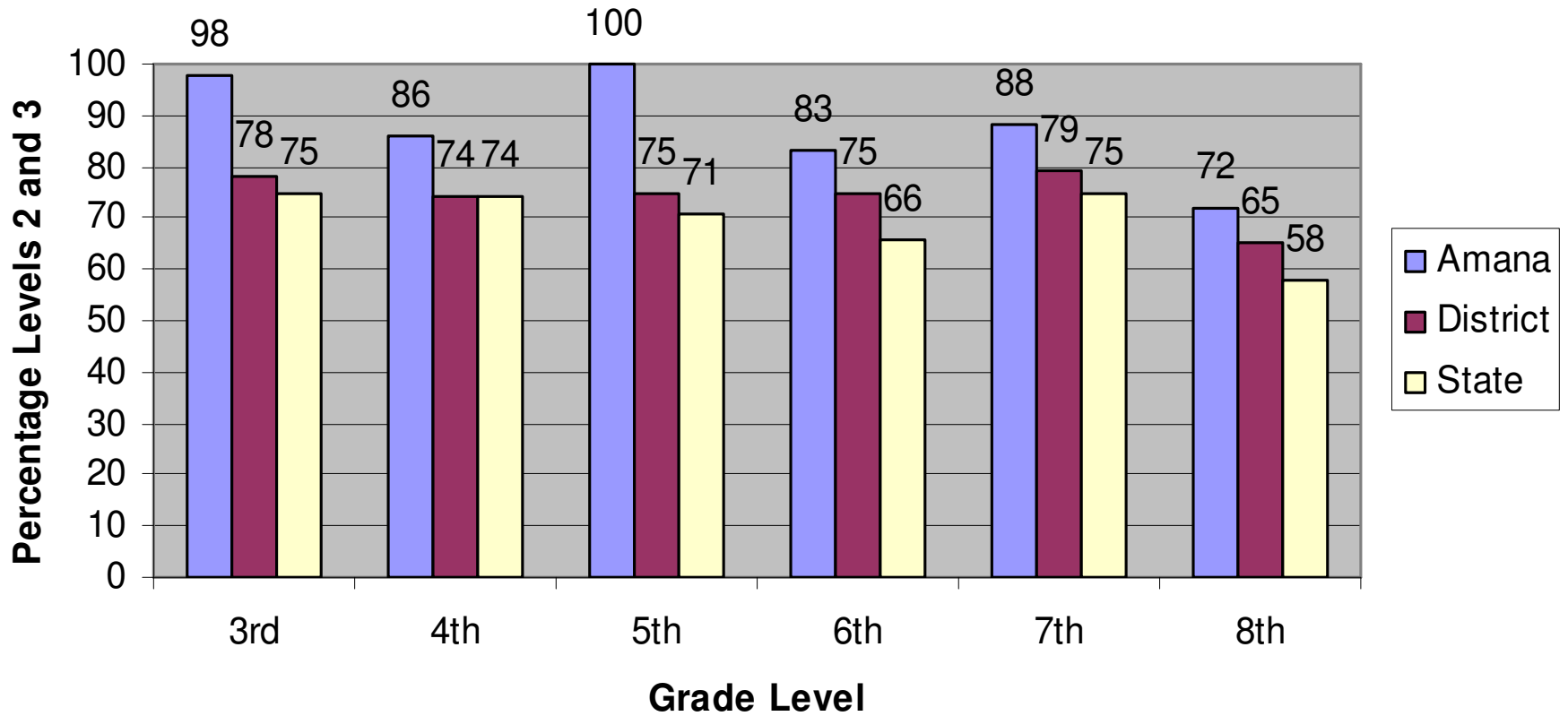
## Spring 2008 CRCT Comparison - Math



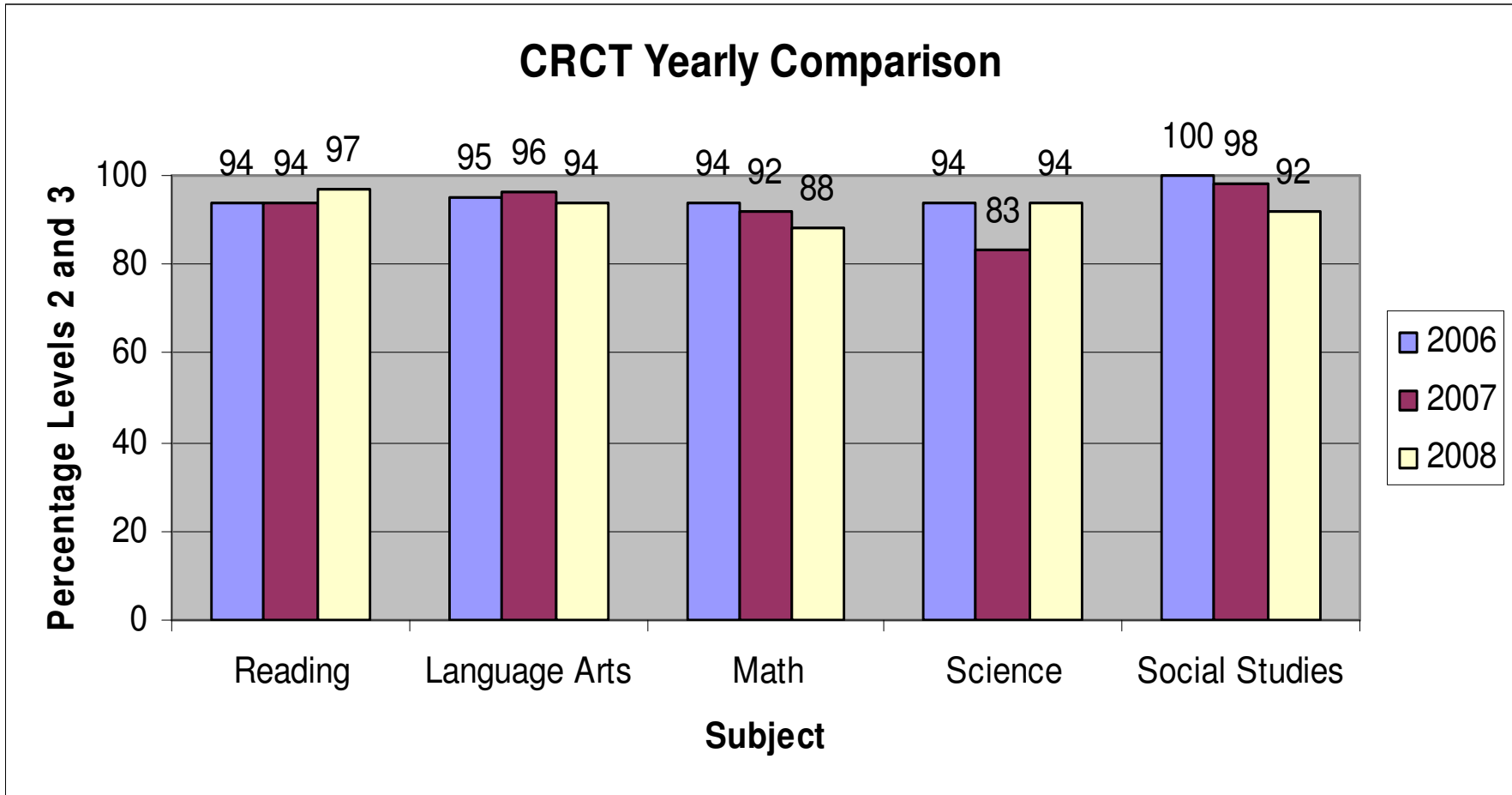

- At or above District and State averages at all grade levels



### Spring 2008 CRCT Comparison - Science



- At or above District and State averages at all grade levels



- Increase in Reading and Science
- Decrease in Language Arts, Math, and Social Studies

## 2008 CRCT Reading Domain Data

		<b>Vocabulary</b>	<b>Comprehension</b>	
<b>1st</b>	GPS	86	84	
<b>2nd</b>	GPS	89	84	
		<b>Literary Comprehension</b>	<b>Reading for Information</b>	<b>Reading Skills &amp; Vocab Acquisition</b>
<b>3rd</b>	GPS	81	74	80
			<b>Information &amp; Media Literacy</b>	
<b>4th</b>	GPS	78	76	79
<b>5th</b>	GPS	80	79	85
<b>6th</b>	GPS	80	78	83
<b>7th</b>	GPS	83	84	76
<b>8th</b>	GPS	75	75	82

## 2008 Language Arts CRCT Domain Data

		<b>Grammar, Phon., &amp; Phon. Aware.</b>	<b>Sentence Construction</b>	<b>Research</b>
<b>1<sup>st</sup></b>	GPS	78	80	77
<b>2<sup>nd</sup></b>	GPS	79	83	85
		<b>Grammar &amp; Sent. Const.</b>	<b>Research &amp; Writing Process</b>	
<b>3<sup>rd</sup></b>	GPS	83	82	
<b>4<sup>th</sup></b>	GPS	79	81	
<b>5<sup>th</sup></b>	GPS	76	87	
<b>6<sup>th</sup></b>	GPS	75	84	
<b>7<sup>th</sup></b>	GPS	83	81	
<b>8<sup>th</sup></b>	GPS	72	83	

## 2008 Mathematics CRCT Domain Data

		<b>Number &amp; Operations</b>	<b>Measurement</b>	<b>Geometry</b>	<b>Data Analysis &amp; Probability</b>	<b>Algebra</b>
<b>1st</b>	GPS	85	78	90	89	
<b>2nd</b>	GPS	80	82	82	74	
<b>3rd</b>	GPS	80	81	70	79	74
<b>4th</b>	GPS	70	78	72	83	85
<b>5th</b>	GPS	75	70	68	89	77
<b>6th</b>	GPS	56	38	63	72	64
		<b>Number &amp; Operations</b>	<b>Geometry</b>	<b>Algebra</b>	<b>Data Analysis &amp; Probability</b>	
<b>7th</b>	GPS	71	68	72	70	
<b>8<sup>th</sup></b>	GPS	76	54	48	72	

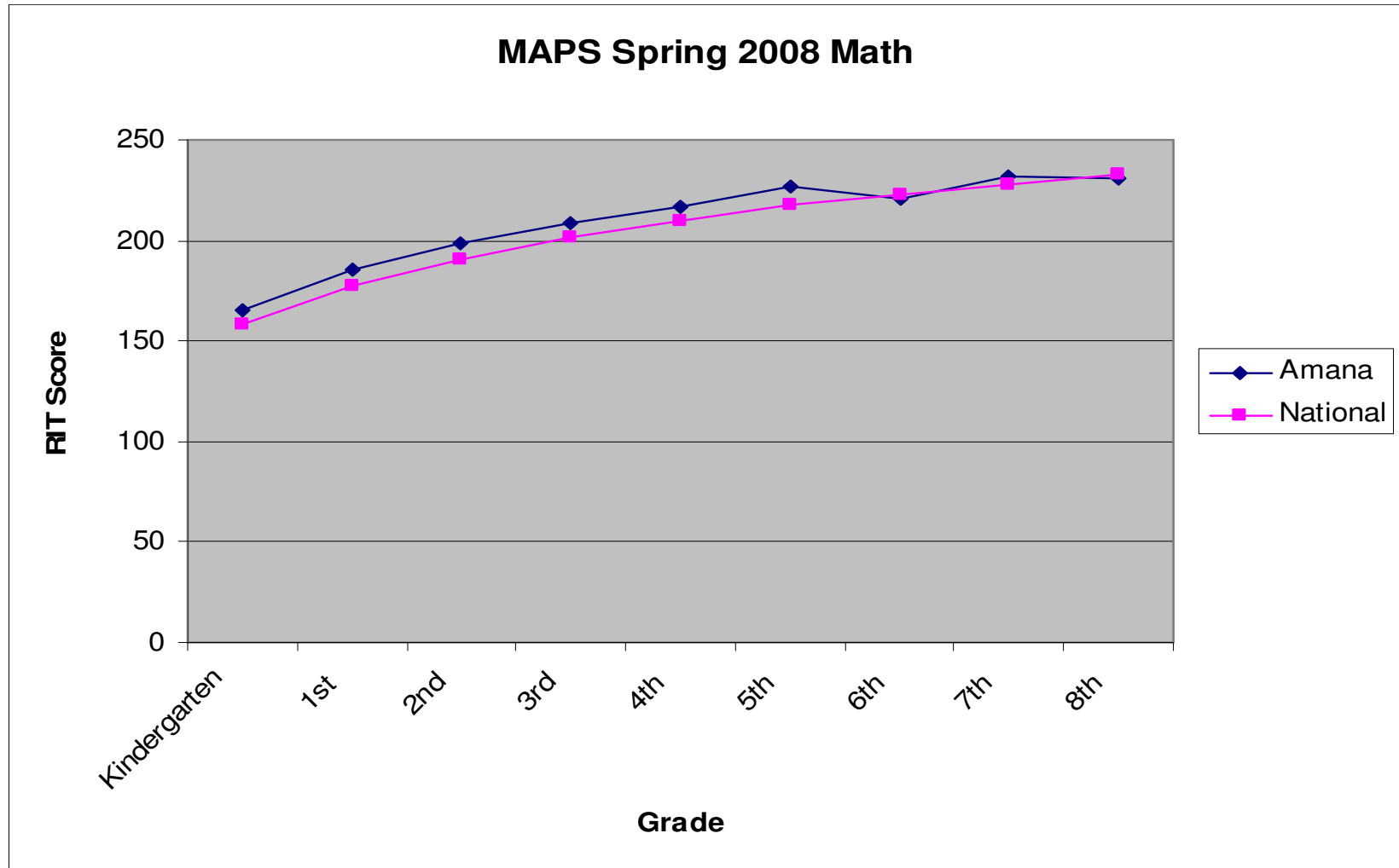

## 2008 Science CRCT Domain Data

		<b>Earth</b>	<b>Life</b>	<b>Physical</b>
<b>3rd</b>	<b>GPS</b>	<b>78</b>	<b>79</b>	<b>82</b>
<b>4th</b>	<b>GPS</b>	<b>76</b>	<b>76</b>	<b>82</b>
<b>5th</b>	<b>GPS</b>	<b>82</b>	<b>84</b>	<b>73</b>
		<b>Geology</b>	<b>Hydrology &amp; Meteorology</b>	<b>Astronomy</b>
<b>6th</b>	<b>GPS</b>	<b>65</b>	<b>57</b>	<b>71</b>
		<b>Cells &amp; Genetics</b>	<b>Interdependence of Life</b>	<b>Evolution</b>
<b>7th</b>	<b>GPS</b>	<b>76</b>	<b>71</b>	<b>82</b>
		<b>Structure of Matter</b>	<b>Force and Motion</b>	<b>Energy</b>
<b>8th</b>	<b>GPS</b>	<b>55</b>	<b>72</b>	<b>57</b>

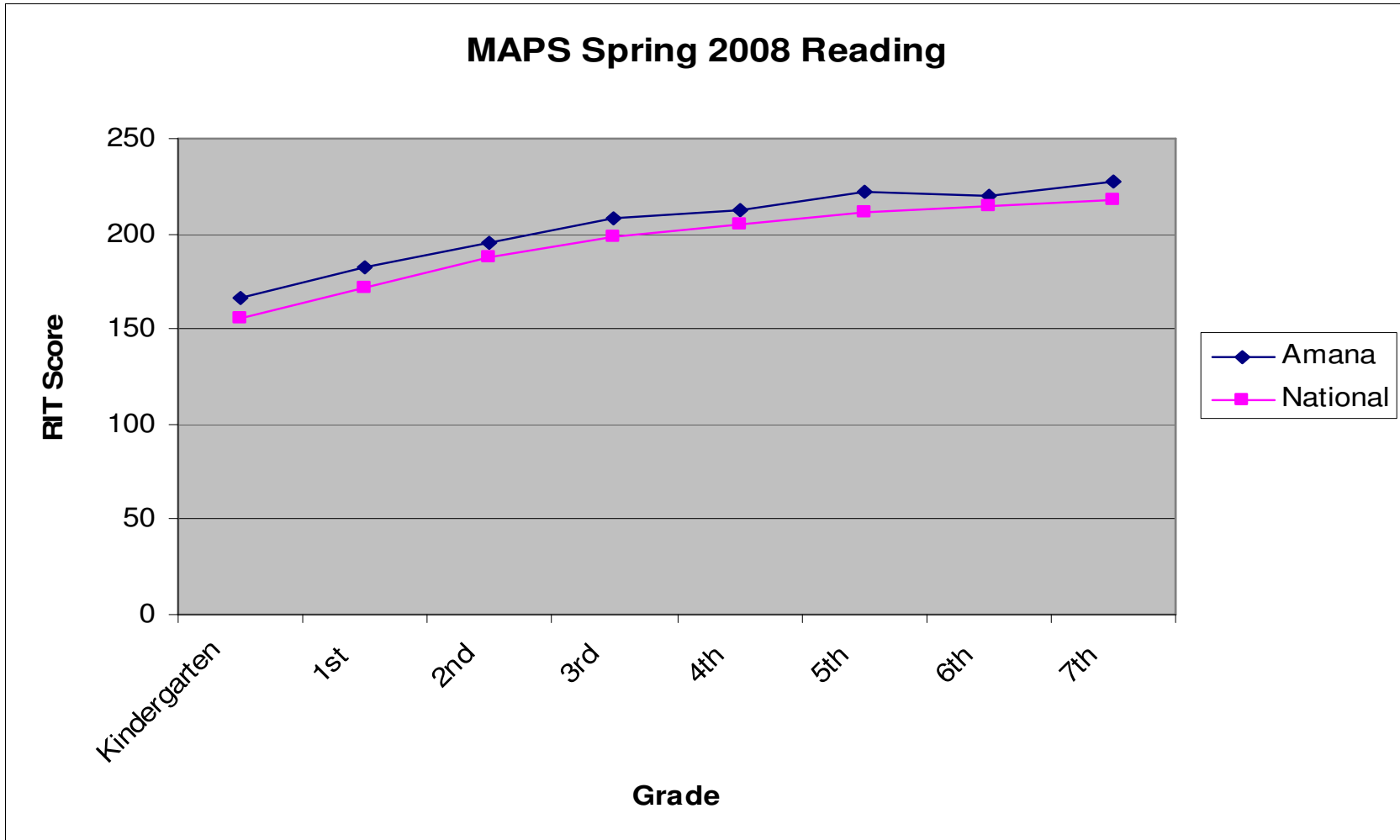



## 2008 Social Studies CRCT Domain Data

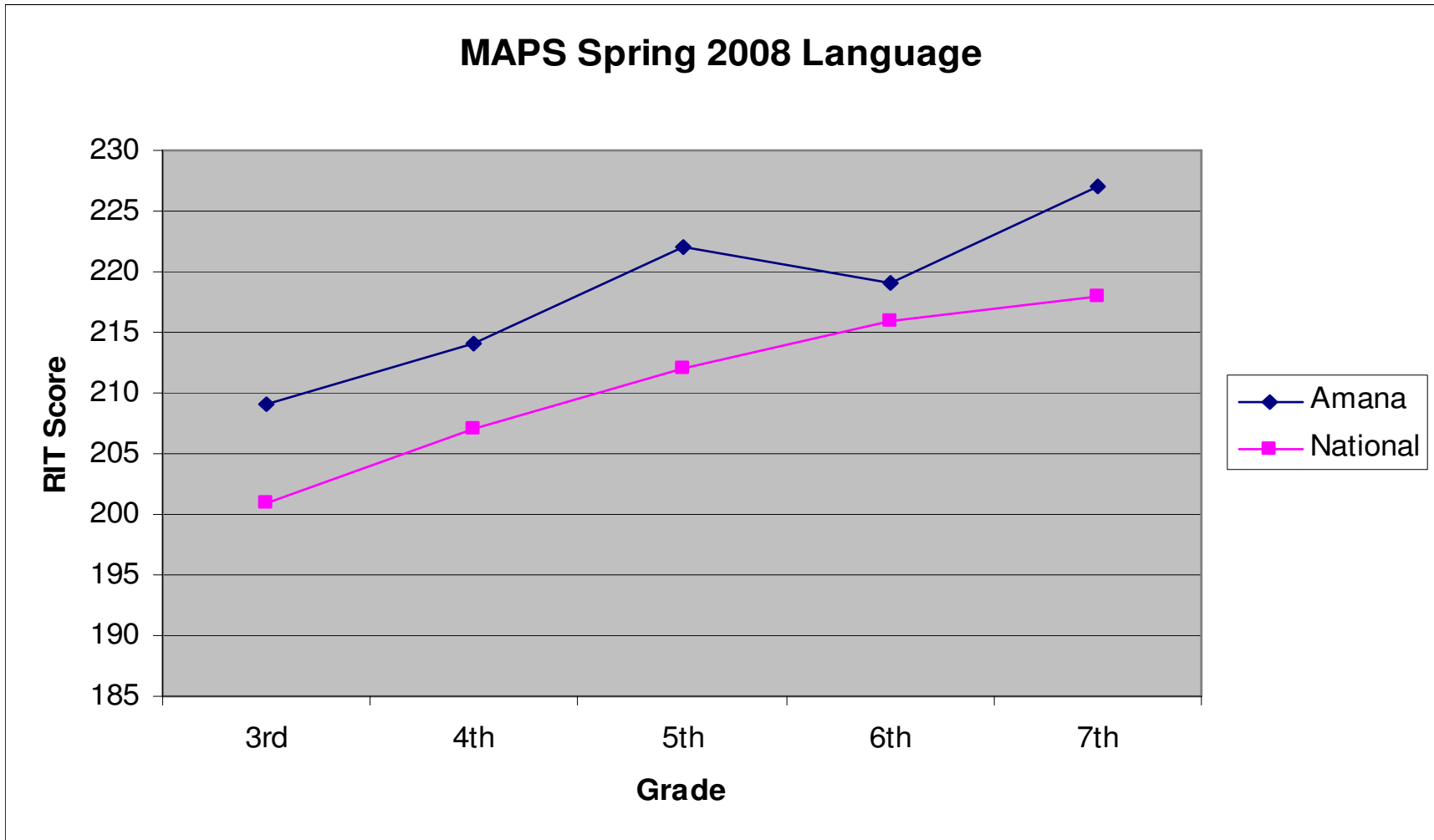

		Geography	History	Economics	Civics	Core Skills
3rd	QCC	76	76	69	82	83
4th	QCC	72	69	60	76	80
5th	QCC	75	78	84	78	81
6th	GPS					
7th	GPS					
8th	GPS	65	61	64	47	



- Above national average at all grades except 6<sup>th</sup> grade



■ Above national averages at all grade levels



- Far above national averages at all grade levels